



Year 5 Jaguars Class



Weekly Guidance

April 20th

Hey-ho Jaguars!

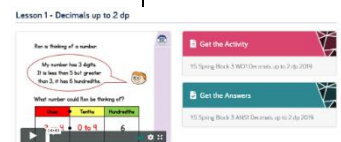
If you haven't done Week 2 – start there








Quick Overview of Activities for the Week

English Reading	The Game Pack to work through
English Writing	The Game Pack to work through
Spelling	Start to learn the Beehive spellings
Maths	White Rose fractions and decimals – watch and practise
Mathletics	Nibble away at them
Timestables	PurpleMash or TTRockstars
Art	Zentangle Art –good for children AND adults.
History	Investigate journeys that were made by different people/ships.

More detailed information for activities

Subject	Activities	Resources
English Reading and Writing Creativity	<p>The Game - this is a booklet using the idea of JUMANJI for creating your own story. Work through the pages bit by bit. This is an outline of what is in the pack:</p> <ul style="list-style-type: none"> • Stimulus – The World of Jumanji – Video clip • Get Plotting! – Explaining what type of story it is and the sequence. • The Game Story - then 'I predict...' - The rest of the story • What Do the Words Mean? – practice Some word • Likes, Dislikes, Puzzles & Surprises! • Let's Think About the Text a Little More – a bit of comprehension • Now for Some Grammar – relative clauses • Write Away! – This part helps you start to write your own story. • Write your own tale. • Make a booklet of your story 	Y5 Unit The Game pdf
	If you can't print things off, it doesn't matter. Just use some paper to write your work on.	
	Sit and read.	Own books
Spelling	Learn and practice the Beehive spellings on the home learning page of the school website- Home Learning	Look cover write check
Maths	<p>White Rose Maths - These have video teaching and work to try (which can be done on plain paper) and the answers to check how you have got on! https://whiterosemaths.com/homelearning/year-5/ Week 1 Lesson 4 - Understand thousandths Lesson 5 - Thousandths as decimals</p> <p>If you finish these – start to have a go onto Week 2</p>	White Rose website link Plain paper



	<p>Week 2 Lesson 1 - Rounding decimals Lesson 2 - Order and compare decimals Lesson 3 - Understand percentages Lesson 4 - Percentages as fractions and decimals Lesson 5 - Equivalent FDP</p> <p>Children in the Hub for Maths, try: https://whiterosemaths.com/homelearning/year-3/ Lesson 2 - Making the whole Lesson 3 – Tenths Lesson 4 - Count in tenths Lesson 5 - Tenths as decimals</p>	
<p>Mathletics continue</p>	<p>Mathletics. Work through them bit by bit. NOT ALL AT ONCE! Nibble away at them!</p>	
<p>Timestables</p>	<p>Purple Mash timestables are simple and a great way to practice TTRockstars to build your speed</p>	
<p>History</p>	<p>Our next history topic is Journeys and why people go on them. Investigate these people/ships below and what journeys people went on.</p> <p>Use PurpleMash to create a leaflet about what you find out.</p> <p>Sir Walter Raleigh The Titanic Vera Schaufeld Empire Windrush</p> <div style="display: flex; justify-content: space-around; align-items: center;">     </div>	
<p>Art</p>	<p>I came across this idea for artwork that is a great way to come up with different designs. This is the best one to follow. It's a bit 'American' but it really shows children how to have a go at creating Zentangles.</p> <p>https://www.youtube.com/watch?v=wZ6tx3qSIRQ&list=PLRYrxpWQEIMIT_dL8bjRSLePVacDhQ9Sn</p> <div style="display: flex; justify-content: space-around;">    </div>	<p>Zentangle.com https://zentangle.com/pages/get-started (this is a basic explanation of what it is a where it comes from)</p>

To parents/ carers – please remember to be kind to yourselves.

Do what you can, but most importantly, look after yourself and family. There is no expectation that these are all completed. They are a supported guide to help the children have a routine and keep their minds ‘ticking over’.

On Purple Mash, remember to save your work so I can have a look at it. Take pictures of work and upload that onto Class Dojo (try to use the portfolio part). I am always excited to see what you have completed.

Mr Hodder